

SMSU Nutrition Program Data

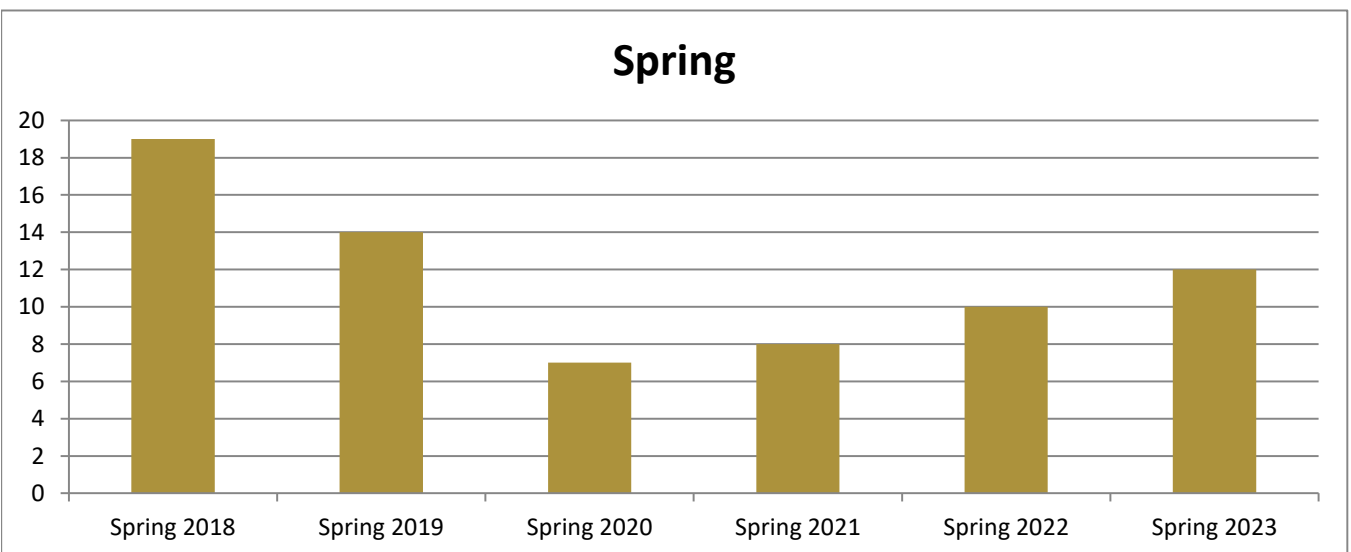
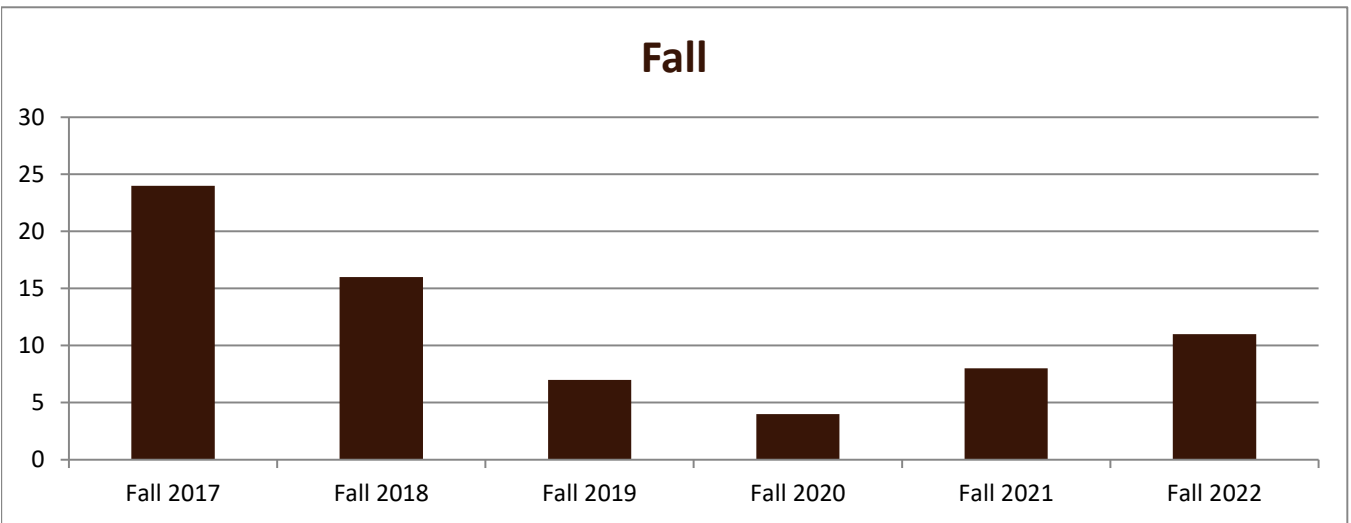
Enrolled Minors

Academic Years 2017-18 to 2022-23

Using Fall Semester Data (Fall 2017 to Fall 2022) for Term Specific measures



Enrolled by AY & Term	2018	2019	2020	2021	2022	2023
Fall	24	16	7	4	8	11
Spring	19	14	7	8	10	12
Summer	4	5	5	2	1	3
Grand Total	47	35	19	14	19	26



SMSU Nutrition Program Data

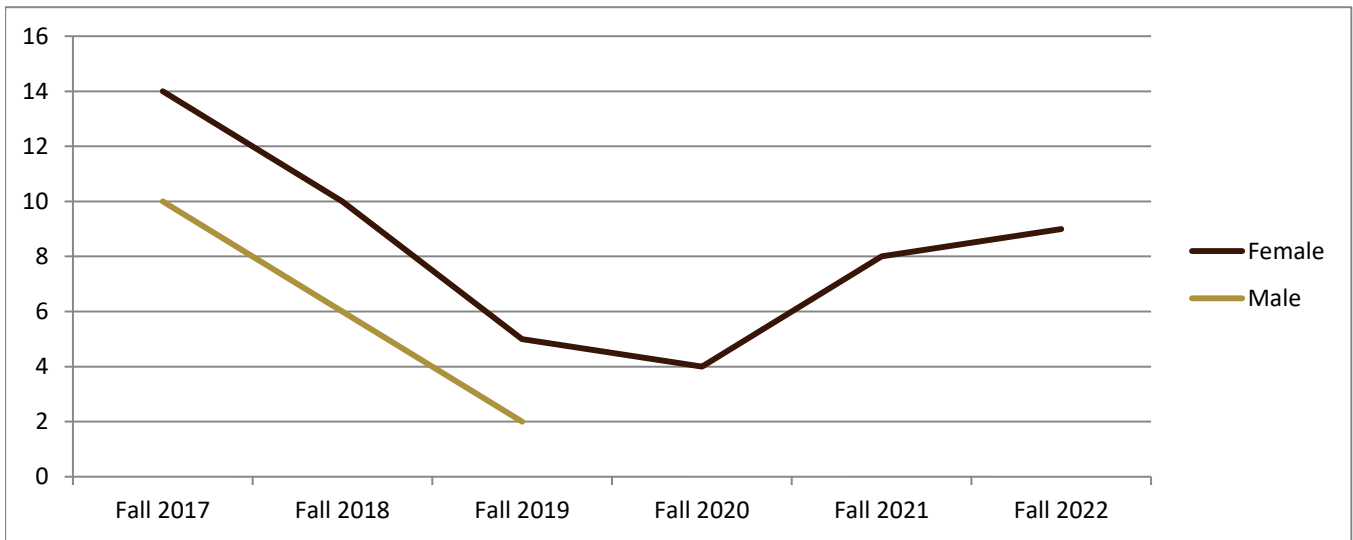
Enrolled Minors

Academic Years 2017-18 to 2022-23

Using Fall Semester Data (Fall 2017 to Fall 2022) for Term Specific measures



By Gender	Fall 2017	Fall 2018	Fall 2019	Fall 2020	Fall 2021	Fall 2022
Female	14	10	5	4	8	9
Male	10	6	2			2
Grand Total	24	16	7	4	8	11



SMSU Nutrition Program Data

Enrolled Minors

Academic Years 2017-18 to 2022-23

Using Fall Semester Data (Fall 2017 to Fall 2022) for Term Specific measures



By Class Level	Fall 2017	Fall 2018	Fall 2019	Fall 2020	Fall 2021	Fall 2022
1 - Freshmen	3	1				
2 - Sophomore	1	2			1	
3 - Junior	6	1	2	2	2	5
4 - Senior	14	12	5	2	5	6
Grand Total	24	16	7	4	8	11

